

## Why Did We Create the Falling Tree?

The Falling Tree is just another example of how we are innovating in this industry and offering targets that lead the competition. Utilizing modern equipment, like the 360 degree CNC laser to cut the pipe, streamlines our manufacturing process and creates the most durable and reliable steel targets available.

## Other Uses for Our Innovative Target:

The beauty of the Falling Tree system is the simplicity and fun factor. It is an extremely fun and challenging target. Not only do the paddles flip to the side, much like the Dueling Tree, they also drop in the same motion. This forces shooters to not only adjust their sight picture horizontally, but also vertically to successfully hit the target. These targets make a great addition to a backyard range or even 3 gun competitions.

- Start with the paddle in the highest position
- Shooter stands at recommended distance based upon firearm being used
- Use a shot timer and start the challenge at the "BEEP"
- Engage the paddle 8 times, on the 8<sup>th</sup> shot the paddle will drop to the ground. This signals an end to the competition
- Compare times with your friends, the fastest time wins!
- Simple. Addicting. Skill enhancing.

Also please take the time to check out our website as well as our other social media pages. We frequently update all of our pages to show you what we are doing as a company moving forward. We also just love shooting sports in general, so expect TONS of cool action shots of us enjoying our 2<sup>nd</sup> amendment freedoms!

## Basic Target Guidelines:

-The Falling Tree was designed in two versions: pistol and rifle rated. The pistol rated uses a mild steel angle, and should not be used for rifles under any circumstances. The rifle rated version uses 1/4" AR500 steel on the front to protect from high power rifles. Please note the rifle target is only rated up to .223/5.56 NATO and .300 Blackout at 50 yards. Larger calibers WILL shorten the lifespan of the target substantially. If you have any questions about which version you have, please contact us before target shooting.

-The Falling Tree is designed to be extremely durable, however please note that the rear track will wear over time. Some light filing may be necessary every few thousand rounds to ensure an even track wear pattern. Keep the track oiled lightly to ensure smooth function, especially if it is to be left outside. WD-40 or other spray lubricants work great.

-Maintain 10 yards minimum with pistols, 50 yards minimum with .223 and 300 blackout. For the pistol version the paddle is 3/8" AR500 while the rifle version is 3/8" AR550.

**-ALWAYS WEAR APPROVED EYE AND EAR PROTECTION WHENEVER ENJOYING SHOOTING SPORTS!**

**-Please read our separate safe shooting pamphlet included with this packaging. It outlines basic range safety and safe shooting practices. Please consult with trained professionals BEFORE partaking in ANY range shooting!**



183 South State St. Ephrata, PA 17522  
(833) RING-STL  
www.TATargets.com

## INSTRUCTIONS

### SAFELY USING YOUR STEEL TARGET SYSTEM





## FALLING TREE TARGET SYSTEM:

Congratulations and thank you for your purchase of one of our high-quality steel target systems! We are pleased to offer you our innovative targets to help further your training and shooting goals. Whether for tactical drills, scenario training, competition drills, or just fun recreation, our steel targets will help make your experience that much more enjoyable. Please read the simple yet important instructions below to ensure your experience is as safe and enjoyable as possible

### Key points of your Falling Tree System:

Assembly of our Falling Tree is very simple and creates a sturdy and stable target system that will last for years to come when used properly. The Falling Tree is designed to be used with pistols at a range of 10+ yards and rifles from .223/5.56 NATO up to 300 blackout at 50 yards MINIMUM. The assembly process requires no tools. The target is fairly heavy so we recommend getting a partner to help set up. The falling tree is easily broken down for storage and transport as well. The paddle can be installed and removed without tools. Once struck by a bullet, the paddle will rotate to the opposite side and drop at the same time. This creates a very exciting target!


## What is included in the box:

You will find the following packaged in your box:


- Steel angle upright supports with CNC laser cut pipe track for paddle (welded to upright)



-Steel round ring base with (2) wing bolts for tightening/securing 2x4 upright post.




- (Two) 6" Diameter paddle included with each falling tree.



\*\*\*All hardware required to mount the target is included. If for some reason something is missing or out of place, please notify us immediately. See back of pamphlet for caliber limitations, also see the included safe shooting pamphlet for range safety tips\*\*\*

## Assembly Pictures:



First, place the round base onto a level, flat area of ground. Then, with the help of a partner, slide the upper angle into the bottom tube as shown above. Then begin tightening the thumb screws on the side and back of the tube. You may need to rock the upright side to side while tightening the screws. Please be sure the screws are adequately tightened to ensure minimal movement of the target system.



The included target paddle simply slides into the top of the track on the back of the vertical upright. When facing the target from the side you shoot at, the first position all the way at the top should be to your right side. There are 8 drops and rotations in total. Please note: you will chip and scratch the paint upon installation, this is to be expected, especially after the target has been shot. We also recommend using a light oil or lubricant around the paddle and track if the target is to be left outside for extended periods of time.

Continued onto other side >>>